

Emergent Group Inc.

Leadership in Mobile Medical Equipment Rentals



NYSE : LZR

Forward-Looking Statement

This presentation should be considered forward-looking and is subject to various risk factors and uncertainties. For more information on those risk factors, please refer to Emergent Group Inc.'s various filings with the Securities and Exchange Commission (SEC), including the Company's annual report on Form 10-K. This presentation also is produced in compliance with the SEC's Regulation FD, which provides guidelines on all disclosures by publicly-traded companies.

The viewer should not place undue reliance on forward-looking statements, which speak only as of the date indicated in this presentation. The Company is not obligated to publicly release any revisions to forward-looking statements to reflect unforeseen or other events after such date.

041410

Emergent at a Glance

- Leading provider of mobile medical lasers & surgical equipment
- Emerging position in growth industry
- Positive national healthcare trends
- Diverse & advanced product mix
- Expanding geography
- Sound growth strategies & experienced management
- Strong financials



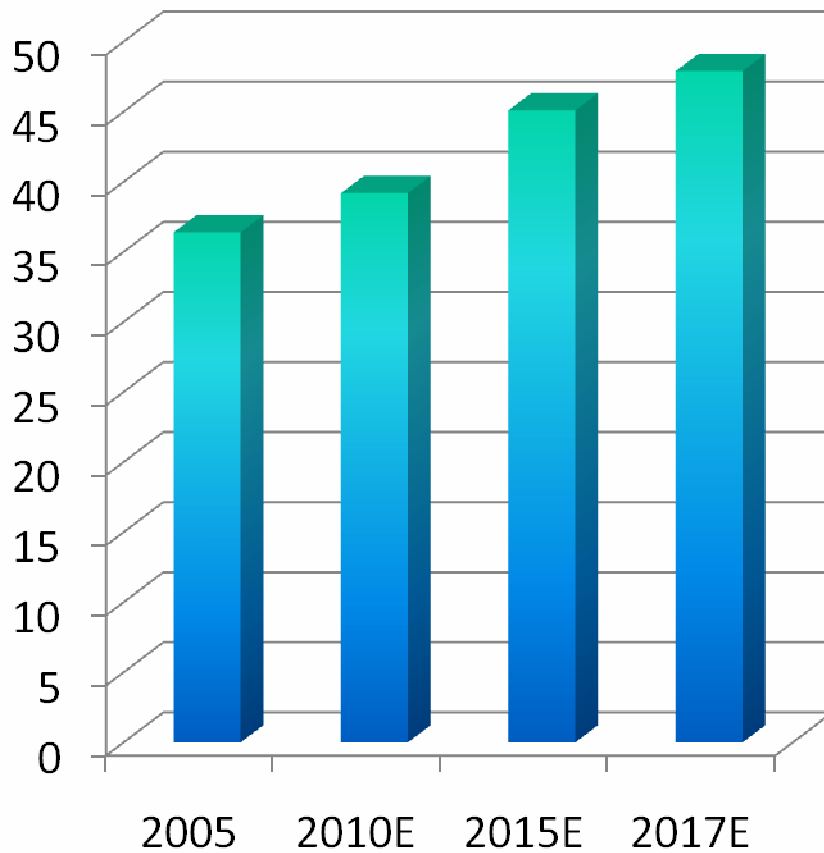
Financials at a Glance

- Strong growth in:
 - Four-year compounded revenues (+25%),
 - Profit as % of sales (10.7% FY'09)
 - Return on equity (35.3% FY'09)
- Low net debt to net worth
- \$1.30 total annual dividend per share since FY'05; current yield > 5%

National Health Trends

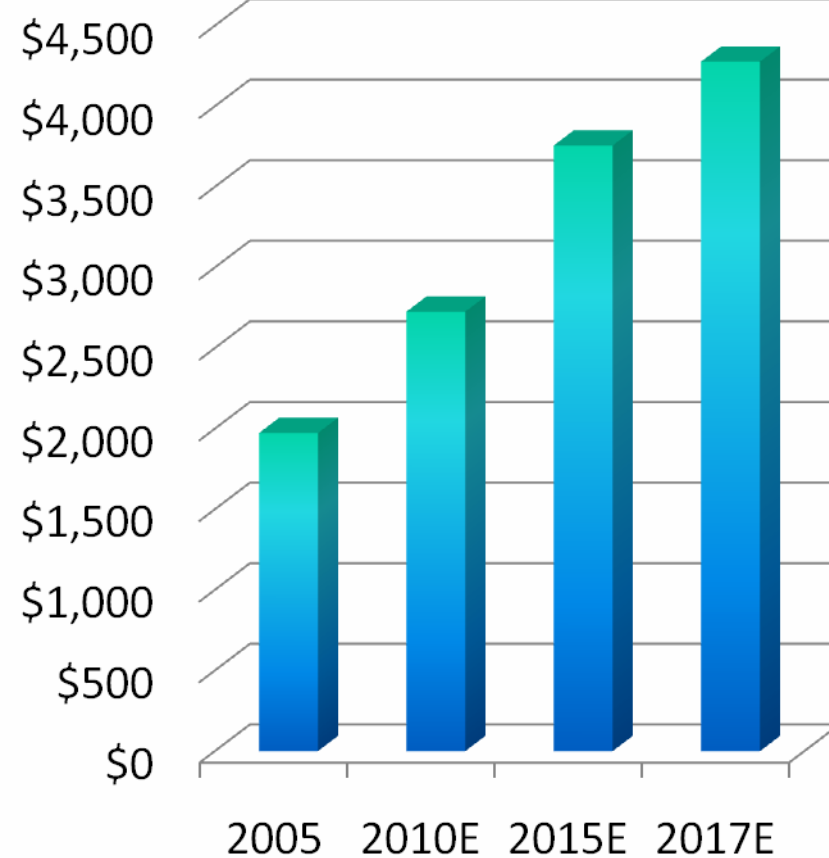
Aging Population

(U.S. population age 65 and over (in millions))



National Health Expenditures

(in billions)



Source: U.S. Centers for Medicare & Medicaid Services, Office of the Actuary

A Growth Industry

- 1.8B global sufferers of prostate enlargement, urinary incontinence, women's pelvic issues
- 2008 – 296,700 new U.S. cancer cases involving prostate, urinary bladder, kidney & renal pelvis
- 500,000 new cases of stable angina each year
- Global/regional medical laser market growth projected at 9%-13% CAGR
- 16.2M U.S. procedures involving directed energy-based surgical systems in 2007
- Directed energy-based surgical systems sales projected from \$3.1B in 2007 to \$4.1B by 2011




Sources: Competitor estimates, statistics published by American Cancer Association and American Heart Association; "Medical Laser Systems: A Global Strategic Business Report," Global Industry Analysts, Inc., 2008; "U.S. Markets for Directed Energy-Based Surgical Systems, Medtech Insight, May 2008.

A Changing Marketplace

- Hospitals use equipment rentals to:
 - reduce cap ex in difficult economic environment
 - limit technology risk
 - manage changing physician preference
- Physicians selling or restructuring medical equipment businesses due to CMS rule changes



Emergent at a Glance

- PRI Medical Technologies, Inc.  operating subsidiary
- Mobile laser/surgical services & technical support
- Per-procedure rentals to hospitals, outpatient surgery centers, physician offices
- Sales organization covering 16 states
- FY'09 revenues of \$30.8M, up 35% vs. prior year
- FY'09 vs. FY'08 comparison includes 8/08 acquisition of PhotoMedex Surgical Services

Sources: Company SEC filings, fourth quarter 2009 earnings news release

Sound Strategies

- Expand equipment rentals & consumable item sales
- Capitalize on increasing medical procedures & new limits on physician equipment ownership
- Offer new, cost-effective medical technologies & technical services
- Focus on hospitals' shift to equipment rentals
- Working with manufacturers to expand rentals
- Pursue acquisitions to expand sales & geographic footprint

Surgical Procedures & Technology

- Prostate photovaporization to treat prostate enlargement
- Cryosurgery for prostate cancer
- Lithotripsy, TMR heart surgery, arthroscopy & other procedures
- Surgical lasers (American Medical Systems, Novadaq, GreenLight, Comed, Lumenis, Biolitec, Prostalund, Coherent, SLT)
- Surgical equipment (cryotherapy/ Endocare, ESWL/ Storz Medical)
- Cosmetic lasers/equipment Medlite, Palomar, Candela, Coherent, KTP, Sciton)



Technical & Educator Services

- Consumable fibers & accessories sold per case
- Technicians serve as Laser Safety Officer
- Supply responsibility
- PRI clinical educators
- Laser safety documentation
- Laser safety policy & procedures



Experienced Management

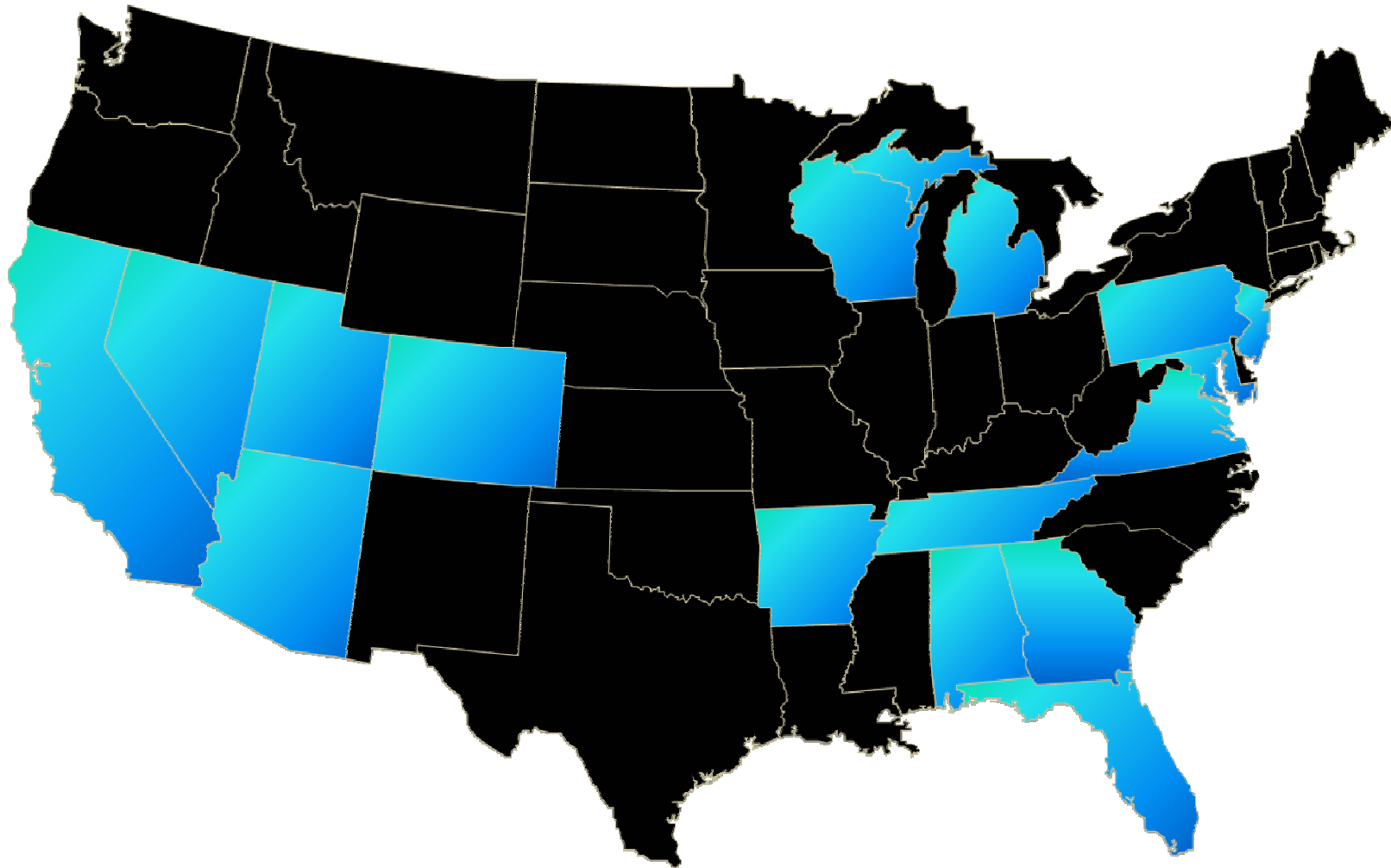
- Bruce Haber, Chairman & CEO
 - 27 years in medical distribution industry
 - Expert in turnarounds & private equity
 - Long record of shareholder value creation
- Louis Buther, President & COO
 - 25 years in medical distribution & sales
- William McKay, CFO, Treasurer & Secretary
 - Experienced in technology company finance
 - 25+ years of public accounting & private industry expertise

Sales Philosophy

- Seasoned sales team of 14 key personnel
- Sales team partners with manufacturer reps to broaden equipment distribution network
- Increased LZR equipment rentals lead to higher consumable sales for manufacturers



Geographic Reach to 16 States



The Emergent Difference

Larger public competitor

Emergent Group

- * Highly profitable
- * Sound, experienced management
- * Strong sales team
- * Broad array of latest technologies
- * Exceptional technical support services

Multiple private competitors

Solid Financials

- Strong growth in:
 - Four-year compounded revenues
 - Profit as % of revenues
 - Return on equity
- Low net debt to net worth

Emergent Group Inc. Reports Strong Fourth Quarter and Fiscal 2009 Results

March 9, 2010

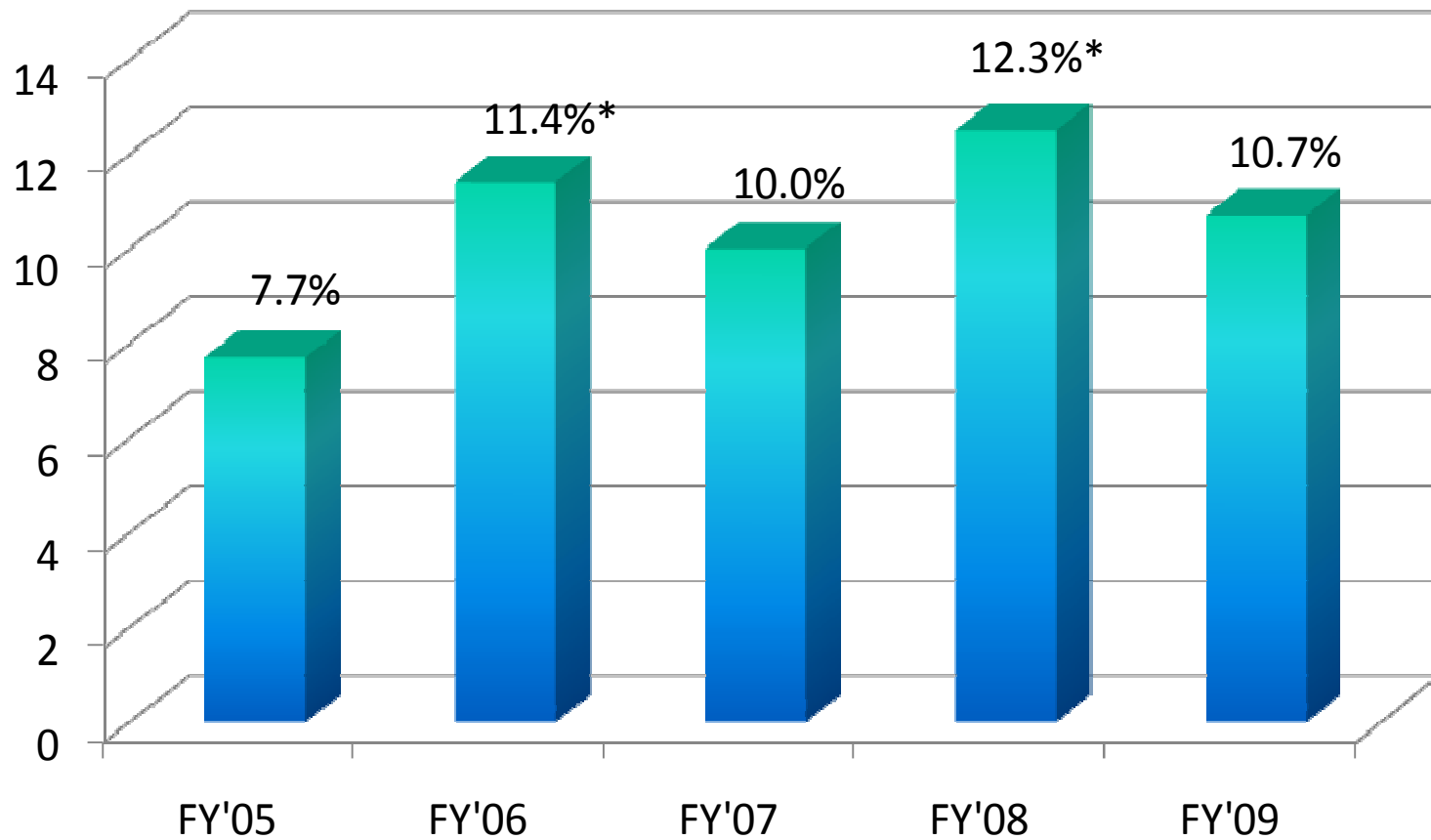
Company Sets New Records for Key Financial Measures . . .

Emergent Group Inc. Board Declares Annual Dividend of 40 Cents Per Share

Tuesday, December 1, 2009

CEO Cites Cash Flow, Growth Strategies, Shareholder Value

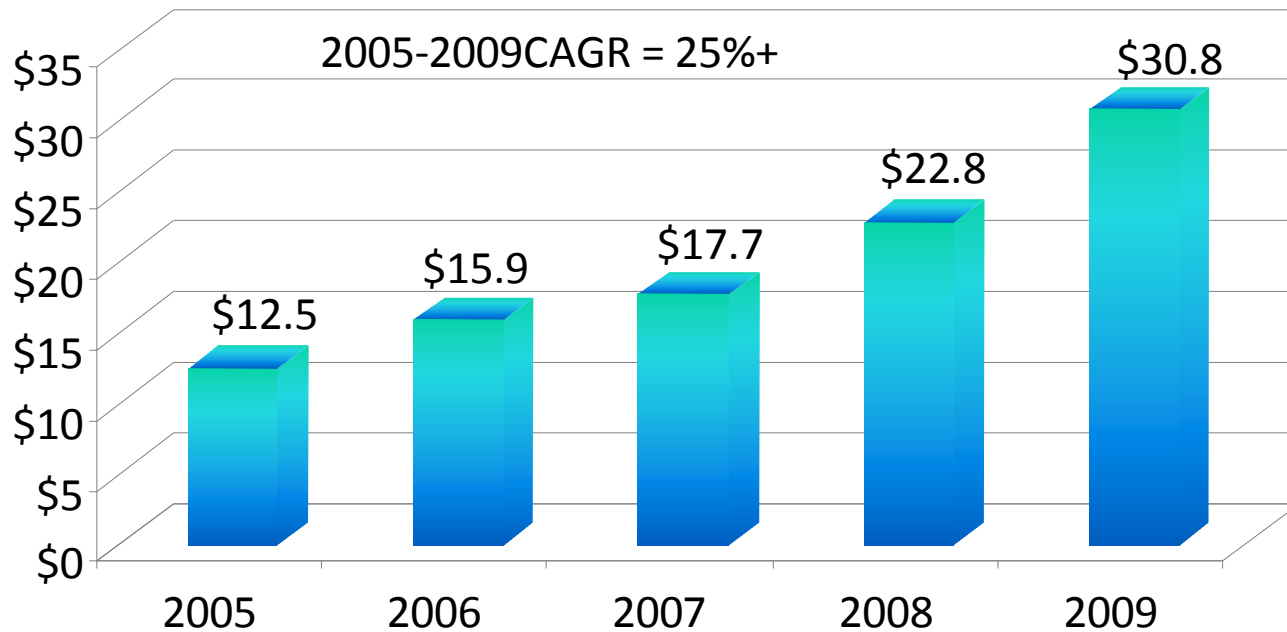
Net Income as % of Revenues



*Excluding recognition of deferred tax benefits of \$905,400 in FY'06 and \$1.3 million in Q4'08
Sources: Calculations based on company SEC filings and quarterly earnings news releases

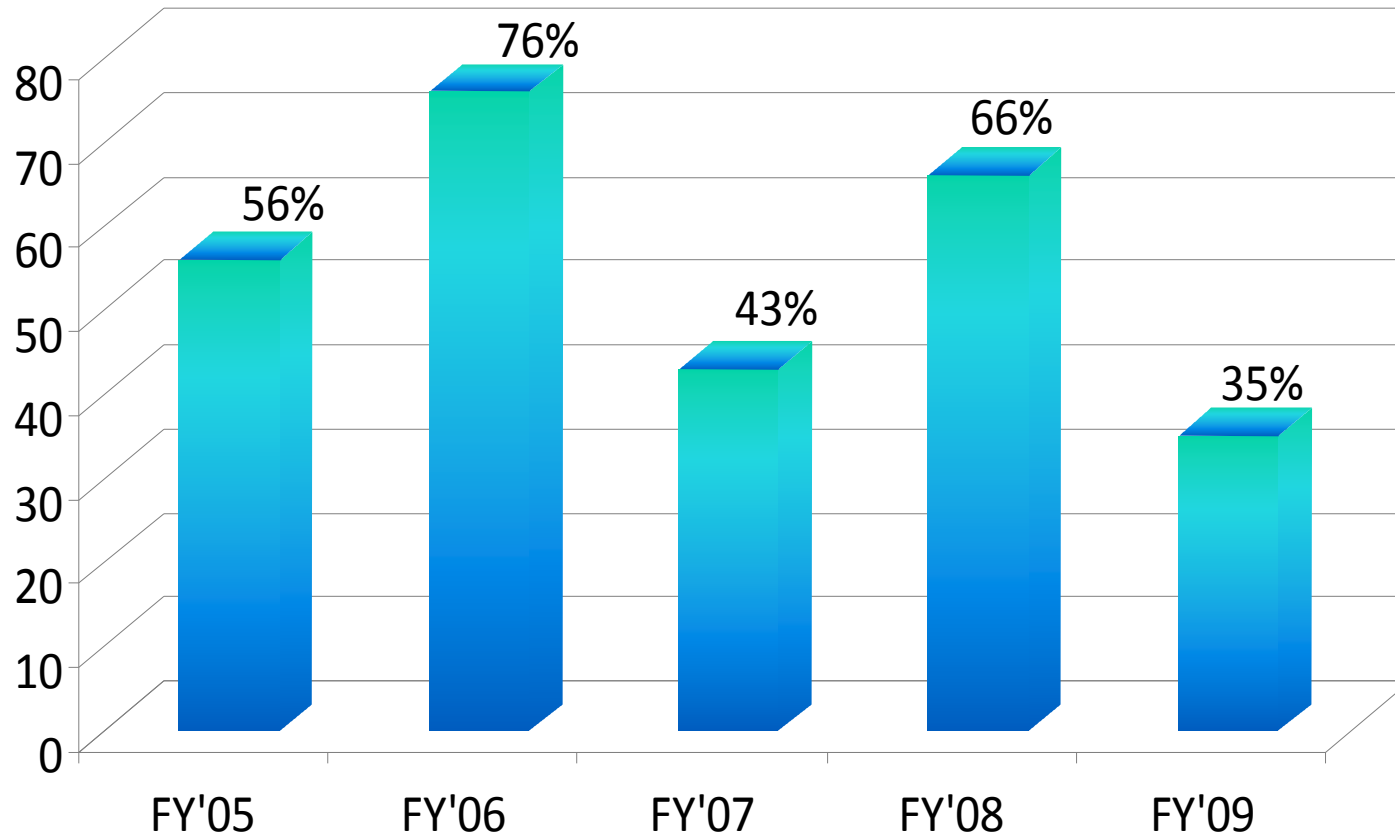
Strong Sales Growth

Revenues (in millions)



Sources: Company SEC filings and 2008 earnings news release, with 2008 results including contribution from August 2008 PSS acquisition; fourth quarter 2009 earnings news release

Return on Equity*



*Figures based on shareholder equity at beginning of each year

Source: Calculations based on company SEC filings and quarterly earnings news releases. The returns for 2006 and 2008 exclude the recognition of certain deferred tax benefits.

Shareholder Information

- Share price growth over six years

\$0.40 → \$7+ range (4/10)

- Market cap growth over six years

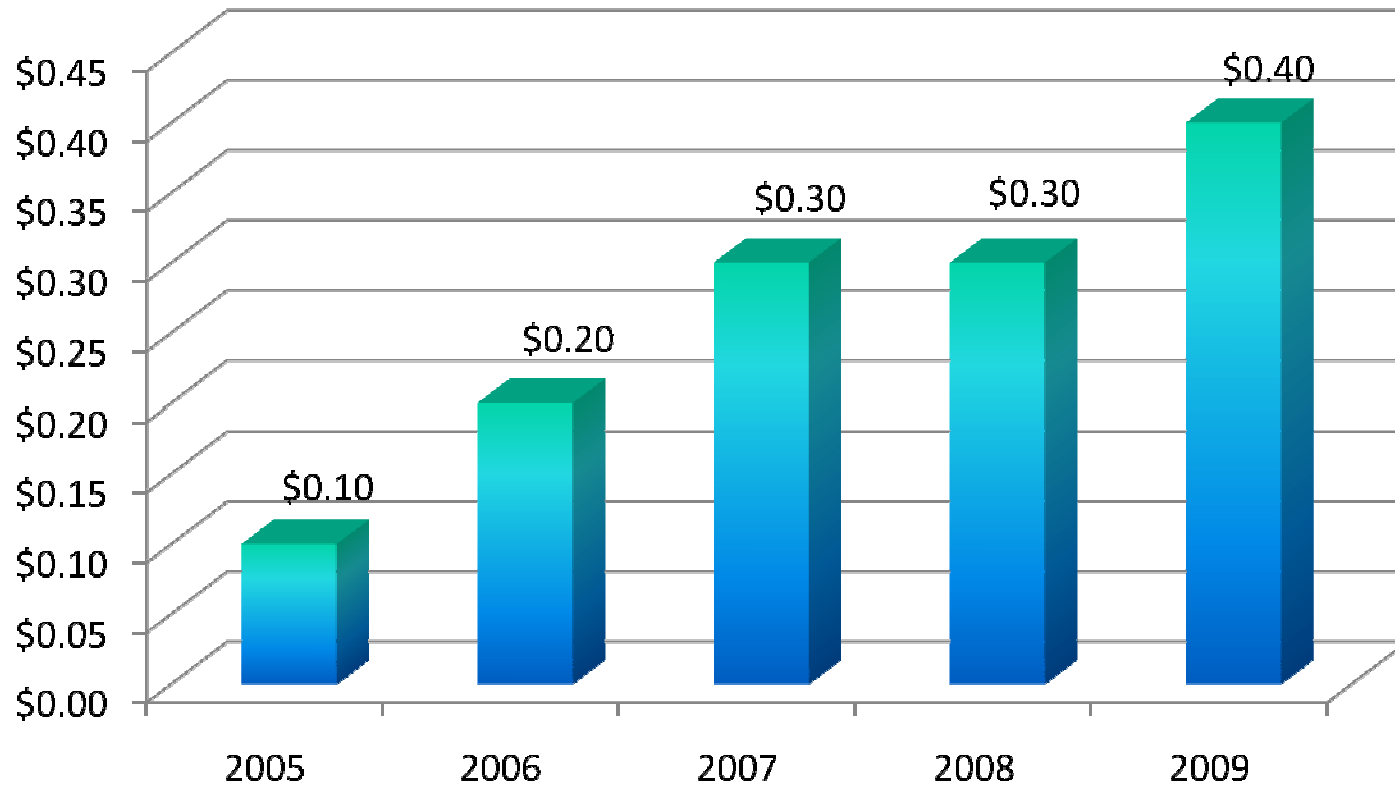
\$1M → \$50M+

- \$1.30/share dividends declared since FY'05

- NYSE Amex Equities
listing to increase liquidity



Annual Dividend Per Share



Stock price : \$0.51-\$2.55 \$1.80-\$4.45 \$2.90-\$4.02 \$1.90-\$8.07 \$4.45-\$11.14

Sources: Company SEC filings, 2008 dividend news release showing fiscal years that dividends were declared, and published stock price ranges for each year

Emergent at a Glance

- Emerging position in growth industry
- Positive national healthcare trends
- Diverse & advanced product mix
- Expanding geography
- Sound growth strategies
- Experienced management
- Strong financials



Investor Relations Contact

- Bruce J. Haber, Chairman & CEO
 - (914) 235-5550, x. 12
 - bhaber@primedical.net
- Corporate web site:
www.emergentgroupinc.com
- PRI Medical web site:
www.primedical.net

Emergent Group Inc.

Leadership in Mobile Medical Equipment Rentals



NYSE : LZR